

## STUDENT FEED BACK FOR DESIGN AND REVIEW OF SYLLABUS 2021-22

As part of the process improvement initiative, the IQAC of M.L.K. (P.G.) COLLEGE administered a survey in the month March of 2022 that evaluates students' feedback for design and review of syllabus. It will provide opportunities to monitor changes across the years in a range of ways. This report presents a summary of results.

### Objectives

- To measure students' level of satisfaction with the design and review of syllabus.
- To identify existing problems, if any, and recommend changes.

### Method

#### Instrument

The Student Feedback Survey was prepared using, in general, the same guidelines adopted for previous similar surveys (Appendix). This year the feedback was gathered digitally with the help of Google forms. The 8 survey questions have been developed in light of existing college practices. The expectation is that college will retain this open text data and use it for its own analysis.

The Survey included the following components:

Items soliciting students' opinion and perception for the syllabus in the reference of -

- Quality of the syllabus
- Students' learning outcomes and development.
- Career perspective
- Teaching resources, material and environment

### Sample

The sample initially consisted of 725 (455 Boys and 270 girls) undergraduate and 129 (68 Bay's and 61 Girls) postgraduate students from all classes representing 10% the population of M.L.K. (P.G.) COLLEGE. Proportional stratified sampling was used to select the sample. A breakdown of the sample by stream, grade and gender is presented in the table 1 for U.G. and in table 2 for P.G. students. In addition, these tables provide the population figures for the college on both the dimensions.

Table 1

150  
Principal  
M.L.K. (P.G.) College  
Balrampur (U.P.)-271201



Class	Boys	Girls	Population	Sample		Total Sample
				Boys	Girls	
B.A. I	1129	794	1923	113	79	192
B.A. II	850	515	1365	85	52	137
B.A. III	790	577	1367	79	58	137
B.Sc. I	363	198	561	36	20	56
B.Sc. II	313	178	491	31	18	49
B.Sc. III	455	227	682	46	23	69
B.Com. I	103	38	141	10	04	14
B.Com. II	95	43	138	10	4	14
B.Com. III	84	36	120	8	4	12
B.B.A. I	30	08	38	3	1	04
B.B.A. II	19	04	23	2	1	03
B.B.A. III	24	06	30	2	1	03
B.C.A. I	91	09	100	9	1	10
B.C.A. II	49	08	57	5	1	06
B.C.A. III	84	10	94	8	1	09
B.Ed. I	43	07	50	4	1	05
B.Ed. II	40	08	48	4	1	05
<b>TOTAL</b>	<b>4562</b>	<b>2666</b>	<b>7228</b>	<b>455</b>	<b>270</b>	<b>725</b>

Table 2

Principal  
M.L.K. (P.G.) College  
Balrampur (U.P.)-271201

Class	Boys	Girls	Population	Sample		Total Sample
				Boys	Girls	
M.A. I	163	230	393	16	23	39
M.A. II	71	112	183	7	11	18
M.Sc. I	192	163	355	19	16	35
M.Sc. II	136	124	260	14	12	26
M.Com I	33	29	62	3	3	06
M.Com II	15	27	42	2	3	05
<b>TOTAL</b>	<b>610</b>	<b>685</b>	<b>1295</b>	<b>61</b>	<b>68</b>	<b>129</b>

### Administration

Student Feedback Survey forms were sent digitally using pre-existing College what's app Groups. The responses were sought digitally through Google forms.

### Data Analysis

Scoring- There is 3, 2 & 1 marks for strongly agree, agree and disagree response respectively.

Mean is used to report the results for the whole sample.

### Results

Table 3 reports descriptive statistics for various steps and processes for 2021-22. Table 4 denotes categories of raw scores for satisfaction level.

Table 3

2021-22	
N	Mean
854	17.00

Principal  
M.L.K. (P.G.) College  
Balrampur (U.P.)-271201



Table 4


Score range	Satisfaction level
Above 19	Very high
17-19	High
14-16	Average
11-13	Low
Below 11	Very low

### Interpretation

The Report shows **high level** of satisfaction with need to improve execution of NEP syllabus in more practical ways and laboratory facilities with modern equipment.

### Appendix

QUESTIONNAIRE: College is committed to constantly improving the student experience and especially the quality of the learning and teaching.

  
Principal  
M.L.K. (P.G.) College  
Balrampur (U.P.)-271201

Student feedback form for design and  
review of syllabus छात्र प्रतिपुष्टि प्रपत्र -  
पाठ्यक्रम प्रारूप और समीक्षा - 2021-22  
[Maharani Lal Kunwari Post Graduate  
College, Balrampur (U.P.)]

\* Required

1. NAME \*

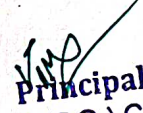
2. CLASS \*

3. C.R. NUMBER \*

4. SUBJECT \*

INSTRUCTION

Please tick the number that best describes your level of satisfaction at each question. There is 3,2 & 1 marks for strongly agree, agree and disagree response respectively. कृपया प्रत्येक प्रश्न पर आपकी संतुष्टि के स्तर का सर्वोत्तम वर्णन करने वाली संख्या पर निशान लगाएं। दृढ़ता से सहमत, सहमत और असहमत प्रतिक्रिया के लिए क्रमशः 3,2 और 1 अंक हैं।

  
Principal  
M.L.K. (P.G.) College  
Balrampur (U.P.)-271201

5. 1. The syllabus is well structured to achieve the learning outcomes (good balance of lectures, learning resources, tutorials, practical etc.). सीखने के परिणामों (व्याख्यान, सीखने के संसाधनों, लैबोरियल, प्रायोगिक आदि का अच्छा संतुलन) प्राप्त करने के लिए पाठ्यक्रम को अच्छी तरह से संरचित किया गया है। \*

Mark only one oval.

☐ 3  
☐ 2  
☐ 1

6. 2. The syllabus is well designed (e.g. teaching hours, content flow, access to materials, notification of changes, etc.). पाठ्यक्रम अच्छी तरह से डिजाइन किया गया है (जैसे शिक्षण घंटे, सामग्री प्रवाह, सामग्री तक पहुंच, परिवर्तनों की अधिसूचना, आदि)। \*


Mark only one oval.

☐ 3  
☐ 2  
☐ 1

7. 3. The syllabus is need based, Emphasis on fundamentals, coverage of modern/advanced topics, good balance between theory and application. पाठ्यक्रम आवश्यकता आधारित है, मूल सिद्धांतों पर जोर, आधुनिक/उन्नत विषयों का समावेश, सिद्धांत और अनुप्रयोग के बीच अच्छा संतुलन। \*

Mark only one oval.

☐ 3  
☐ 2  
☐ 1

  
Principal  
M.L.K. (P.G.) College  
Balrampur (U.P.)-271201



8. 4. Learning Materials (lesson plans, course notes, reading materials etc.) are relevant and useful. शिक्षण सामग्री (पाठ योजनाएं, पाठ्यक्रम नोट्स, पठन सामग्री आदि) प्रासंगिक और उपयोगी हैं। \*

Mark only one oval.

- ☐ 3  
☐ 2  
☐ 1

9. 5. The books prescribed/listed as reference materials are relevant updated and appropriate. संदर्भ सामग्री के रूप में निर्धारित/सूचीबद्ध पुस्तकें प्रासंगिक अद्यतन और उपयुक्त हैं। \*

Mark only one oval.

- ☐ 3  
☐ 2  
☐ 1

10. 6. Departments are better equipped. विभाग बेहतर ढंग से सुसज्जित हैं। \*


Mark only one oval.

- ☐ 3  
☐ 2  
☐ 1

11. 7. The classroom environment is pleasant and supportive. कक्षा का वातावरण सुखद और सहायक होता है। \*

Mark only one oval.

- ☐ 3  
☐ 2  
☐ 1

  
Principal  
M.L.K. (P.G.) College  
Balrampur (U.P.)-271201

12. 8. Expectations about the course (Enhance by skill knowledge base, better career opportunities etc.) are achievable. पाठ्यक्रम के बारे में अपेक्षाएं (कौशल ज्ञान के आधार में वृद्धि, बेहतर करियर के अवसर आदि) प्राप्त करने योग्य हैं। \*

Mark only one oval.


☐ 3

☐ 2

☐ 1

This content is neither created nor endorsed by Google.

Google Forms

  
Principal  
M.L.K. (P.G.) College  
Balrampur (U.P.)-271201



## **ALUMNI FEEDBACK FOR DESIGN AND REVIEW OF SYLLABUS 2021-22**

As part of the process improvement initiative, the IQAC of M.L.K. (P.G.) COLLEGE administered a survey in the month march of 2022 that evaluates Alumnis' feedback for design and review of syllabus. It will provide opportunities to monitor changes across the years in a range of ways. This report presents a summary of results.

### **Objectives**

- To measure Alumnis' level of satisfaction with the design and review of syllabus.
- To identify existing problems, if any, and recommend changes.

### **Method**

#### **Instrument**

The Alumni Feedback Survey was prepared using, in general, the same guidelines adopted for previous similar surveys (Appendix). The 8 survey questions have been developed in light of existing college practices. The expectation is that college will retain this open text data and use it for their own analysis.

The Survey included the following components:

Items soliciting employers' opinion and perception for the syllabus in the reference of -

- Quality of the syllabus
- Students' learning outcomes and development.
- Career perspective

### **Sample and Administration**

For this year's administration, survey was administered for all the departments of M.L.K. (P.G.) COLLEGE.

### **Data Analysis**

Scoring- There is 3, 2 & 1 marks for strongly agree, agree and disagree response respectively.

Total scores are used to report the results.

### **Results**

1. Table A reports descriptive statistics for various steps and processes for 2021-22. Table 2 denotes categories of raw scores for satisfaction level.


  
**Principal**  
M.L.K. (P.G.) College  
Balrampur (U.P.)-271201

Table A

Sr. No.	Subject	Scores	Satisfaction level
1.	Hindi	19	High
2.	Sanskrit	17	High
3.	Geography	19	High
4.	Political sci.	20	Very High
5.	Psychology	22	Very High
6.	Sociology	17	High
7.	Education	17	High
8.	English	20	Very High
9.	History	17	High
10.	Economics	22	Very High
11.	Urdu	18	High
12.	Home Sci.	19	High
13.	Physics	19	High
14.	Chemistry	20	Very High
15.	Math's	19	High
16.	Botany	21	Very High
17.	Zoology	21	Very High
18.	Seed Technology	20	Very High
19.	Computer Science	22	Very High
20.	Computer Application	19	High
21.	Management	21	Very High
22.	Commerce	21	Very High
23.	B. Ed	20	Very High


  
**Principal**  
 M.L.K. (P.G.) College  
 Balrampur (U.P.)-271201



Table 2


Score range	Satisfaction level
Above 19	Very high
17-19	High
14-16	Average
11-13	Low
Below 11	Very low

### Interpretation

The Report shows **High to very high level** of satisfaction regarding various courses. The emphasis should be given to make syllabus flexible enough to the market demand and to cover modern topics in syllabus.

### Appendix

QUESTIONNAIRE: College is committed to constantly improving the student experience and especially the quality of the learning and teaching. The questionnaire used in this survey is as follows-

  
Principal  
M.L.K. (P.G.) College  
Balrampur (U.P.)-271201



**M. L. K. (P. G.) College, Balrampur**

**FEEDBACK FROM ALUMNI FOR DESIGN AND REVIEW OF SYLLABUS**

Name: \_\_\_\_\_

Admission year: \_\_\_\_\_ Passing year: \_\_\_\_\_

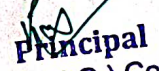
Mobile No \_\_\_\_\_ Email id \_\_\_\_\_

Feedback for the Department of: \_\_\_\_\_

Please tick the number that best describes your level of satisfaction at each question. There is 3, 2 & 1 marks for strongly agree, agree and disagree response respectively.

Sr. No.	Particulars	Score		
		1	2	3
1.	Ability to relate theory to practice			
2.	Quest for new learning			
3.	Adequacy of the core courses			
4.	Adequacy of the elective courses			
5.	Adequacy of skill development			
6.	Competency level			
7.	Job Fit			
8.	Overall rating			

Sign

  
**Principal**  
M.L.K. (P.G.) College  
Balrampur (U.P.)-271201



## **FACULTY FEEDBACK FOR DESIGN AND REVIEW OF SYLLABUS 2021-22**

As part of the process improvement initiative, the IQAC of M.L.K. (P.G.) COLLEGE administered a survey in the month March of 2022 that evaluates Faculty feedback for design and review of syllabus. It will provide opportunities to monitor changes across the years in a range of ways.

This report presents a summary of results.

### **Objectives**

- To measure faculties' level of satisfaction with the design and review of syllabus.
- To identify existing problems, if any, and recommend changes.

### **Method**

#### **Instrument**

The Faculty Feedback Survey was prepared using, in general, the same guidelines adopted for previous similar surveys (Appendix). The 8 survey questions have been developed in light of existing college practices. The expectation is that college will retain this open text data and use it for their own analysis.

The Survey included the following components:

Items soliciting faculties' opinion and perception for the syllabus in the reference of -

- Quality of the syllabus
- Students' learning outcomes and development
- Assessment activities
- Optional papers
- Teaching resources and freedom to adopt new techniques

### **Sample and Administration**

For this year's administration, survey was administered on all the faculty members of M.L.K. (P.G.) COLLEGE which includes Permanent, Self- financed and Guest faculties.

### **Data Analysis**

Scoring- There is 3, 2 & 1 marks for strongly agree, agree and disagree response respectively. Mean is used to report the results.

### **Results**

Table 1 reports descriptive statistics for various steps and processes for 2021-22. Table 2 denotes categories of raw scores for satisfaction level.


  
**Principal**  
M.L.K. (P.G.) College  
Balrampur (U.P.)-271201

Table -1

2021-22	
N	Mean
124	20.00892857

Table -2


Score range	Satisfaction level
Above 19	Very high
17-19	High
14-16	Average
11-13	Low
Below 11	Very low

### Interpretation

The Report shows **very high level** of satisfaction. The emphasis should be given to balance theory and practical and richer research work should be done.

### Appendix

QUESTIONNAIRE: College is committed to constantly improving the student experience and especially the quality of the learning and teaching. The questionnaire used in this survey is as follows-

  
Principal  
M.L.K. (P.G.) College  
Balrampur (U.P.)-271201



## Faculty feedback form for design and review of syllabus - 2021-22 [Maharani Lal Kunwari Post Graduate College, Balrampur (U.P.)]

\* Required

Untitled Section

Untitled Section

1. Name \*

2. Department \*

### INSTRUCTION

Please tick the number that best describes your level of satisfaction at each question. There is 3, 2 & 1 marks for strongly agree, agree and disagree response respectively.

3. 1. The course objectives are clear and reflected in the syllabus. \*

Mark only one oval.

- ☐ 3  
☐ 2  
☐ 1

4. 2. The course is well organized (e.g.teaching hours, contact flow etc.) \*

Mark only one oval.

- ☐ 3  
☐ 2  
☐ 1

5. 3. Emphasis on fundamentals, coverage of modern/advanced topics, good balance between theory and application. \*

Mark only one oval.

- ☐ 3  
☐ 2  
☐ 1

6. 4. Course is well-structured to achieve the learning outcomes. \*

Mark only one oval.

- ☐ 3  
☐ 2  
☐ 1



7. 5. Assessments and instructional activities align to the learning and teaching objectives. \*

Mark only one oval.

- ☐ 3  
☐ 2  
☐ 1

8. 6. Freedom to propose, modify, suggest and incorporate new topics in the syllabus. \*

Mark only one oval.

- ☐ 3  
☐ 2  
☐ 1

9. 7. The course/programme of studies carries sufficient number of optional papers. \*


Mark only one oval.

- ☐ 3  
☐ 2  
☐ 1

10. 8. Freedom to adopt new techniques/strategies of teaching. \*

Mark only one oval.

- ☐ 3  
☐ 2  
☐ 1

  
Principal  
M.L.K. (P.G.) College  
Balrampur (U.P.)-271201



# M L K P G COLLEGE BALRAMPUR

## FEEDBACK FROM EMPLOYER FOR DESIGN AND REVIEW OF SYLLABUS for POST GRADUATE COURSES

Name: Let. Col. R. K. Mohanta

Designation: Secretary, Committee of Management


Feedback for the Department of :

Hindi/Sanskrit/Geo./Pol.Science/Psy./Soc./Edu./Eng./Phy/Botany/Chem./Math's/Zoology/Commerce  
/B.Ed.

Please tick the number that best describes your level of satisfaction at each question. There is 3, 2 & 1 marks for strongly agree, agree and disagree response respectively.

Sr. No.	Particulars	Score		
		3	2	1
1.	Ability to relate theory to practice			
2.	Quest for new learning			
3.	Adequacy of the core courses			
4.	Adequacy of the elective courses			
5.	Adequacy of skill development			
6.	Competency level			
7.	Job Fit			
8.	Overall rating			

Authorized Signatory

  
Principal  
M.L.K. (P.G.) College  
Balrampur (U.P.)-271201



## **EMPLOYER FEEDBACK FOR DESIGN AND REVIEW OF SYLLABUS 2021-22**

As part of the process improvement initiative, the IQAC of M.L.K. (P.G.) COLLEGE administered a survey in the month march of 2022 that evaluates employers' feedback for design and review of syllabus. It will provide opportunities to monitor changes across the years in a range of ways. This report presents a summary of results.

### **Objectives**

- To measure employers' level of satisfaction with the design and review of syllabus.
- To identify existing problems, if any, and recommend changes.

### **Method**

#### **Instrument**

The Employer Feedback Survey was prepared using, in general, the same guidelines adopted for previous similar surveys (Appendix). The 8 survey questions have been developed in light of existing college practices. The expectation is that college will retain this open text data and use it for their own analysis.

The Survey included the following components:

Items soliciting employers' opinion and perception for the syllabus in the reference of -

- Quality of the syllabus
- Students' learning outcomes and development.
- Career perspective

### **Sample and Administration**

For this year's administration, survey was administered for all the departments of M.L.K. (P.G.) COLLEGE.

### **Data Analysis**

Scoring- There is 3, 2 & 1 marks for strongly agree, agree and disagree response respectively.

Total scores are used to report the results.

### **Results**

1. Table A, B and C reports descriptive statistics for various steps and processes for 2021-22. Table 2 denotes categories of raw scores for satisfaction level.

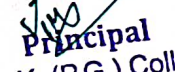
  
**Principal**  
M.L.K. (P.G.) College  
Balrampur (U.P.)-271201

Table A for P.G. Course

Sr. No.	Subject	Scores	Satisfaction level
1.	Hindi	17	High
2.	Sanskrit	17	High
3.	Geography	19	High
4.	Political sci.	18	High
5.	Psychology	21	Very high
6.	Sociology	17	High
7.	Education	17	High
8.	English	19	High
9.	Physics	20	Very High
10.	Chemistry	20	Very High
11.	Botany	19	High
12.	Zoology	20	Very High
13.	Moths	18	High
14.	Commerce	20	Very High

Table B for B. Ed Course

Sr. No.	Course	Scores	Satisfaction level
1.	B. Ed	22	Very High

Principal  
M.L.K. (P.G.) College  
Balrampur (U.P.)-271201



Table C for U.G. Course

Sr. No.	Subject	Scores	Satisfaction level
1.	Hindi	17	High
2.	Sanskrit	17	High
3.	Geography	19	High
4.	Political sci.	18	High
5.	Psychology	21	Very High
6.	Sociology	17	High
7.	Education	17	High
8.	English	20	Very High
9.	History	19	High
10.	Economics	19	High
11.	Urdu	18	High
12.	Home Sci.	19	High
13.	Physics	20	Very High
14.	Chemistry	20	Very High
15.	Math's	19	High
16.	Botany	20	Very High
17.	Zoology	21	Very High
18.	Seed Technology	20	Very High
19.	Computer Science	22	Very High
20.	Computer Application	20	Very High
21.	Management	21	Very High
22.	Commerce	19	High

Principal  
M.L.K. (P.G.) College  
Balrampur (U.P.)-271201

Table 2

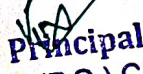
Score range	Satisfaction level
Above 19	Very high
17-19	High
14-16	Average
11-13	Low
Below 11	Very low

### Interpretation

The Report shows **High to very high level** of satisfaction regarding various courses. The emphasis should be given to make syllabus flexible enough to the market demand and to cover modern topics in syllabus.

### Appendix

QUESTIONNAIRE: College is committed to constantly improving the student experience and especially the quality of the learning and teaching. The questionnaire used in this survey is as follows-

  
Principal  
M.L.K. (P.G.) College  
Balrampur (U.P.)-271201





**M.L.K.P.G. COLLEGE BALRAMPUR**

**FEEDBACK FROM EMPLOYER FOR DESIGN AND REVIEW OF SYLLABUS for GRADUATE COURSES**

**Name:** Let. Col. R. K. Mohanta


**Designation:** Secretary, Committee of Management

**Feedback for the Department of:** Hindi/Sanskrit/Geo./ Pol. Science/Psy./Soci./Edu./Eng./ History /Eco. / Urdu/Home Sci./Physics/Chem. /Math's/Zoology/Botany/Seed Tec. /Computer Sci. /Computer Application /Management /Commerce

Please tick the number that best describes your level of satisfaction at each question. There is 3, 2 & 1 marks for strongly agree, agree and disagree response respectively.

Sr. No.	Particulars	Score		
		3	2	1
1.	Ability to relate theory to practice			
2.	Quest for new learning			
3.	Adequacy of the core courses			
4.	Adequacy of the elective courses			
5.	Adequacy of skill development			
6.	Competency level			
7.	Job Fit			
8.	Overall rating			

Authorized Signatory

  
**Principal**  
M.L.K. (P.G.) College  
Balrampur (U.P.)-271201